



# INDUSTRIAL FASTENING SOLUTIONS



**INNOVATING**  
THE FUTURE OF  
**FASTENING**

## INTRODUCTION

*Ornit has specialized in providing fastening solutions since 1975.*

Our company manufactures quality blind rivets at its state-of-the-art facility located in Kibbutz Or Haner, Israel. Ornit's products have global recognition within leading industries like Heavy Vehicles, Automotive, Renewable Energy, Trains, Construction and other industry segments.

With 40 years of experience Ornit's most striking advantage is our capability to design tailor-made solutions for our customers. Our company is dedicated to promoting innovation by two means; by working closely with our customers to create unique solutions or designing solutions by pure innovation.

Our engineering expertise together with our manufacturing capabilities positions Ornit among the leaders in the fastening industry.

Quality is the most crucial aspect for Ornit. Our company holds the highest international standards; ISO9001, IATF 16949:2016 and AS9100D, The challenges we have overcome over the years have taught us not to compromise on quality and today quality is part of our company's DNA.

Ornit delivers products to over 34 countries around the world. Our products are available at our valued business partners, local distributors and online. Look for Ornit's brand for your next challenge.



## CUTTING EDGE R&D

*Innovation has made Ornit the well-known fastener-solution provider that it is today.*

At Ornit, creativity is a way of life. In addition to R&D, innovations come from personnel throughout the company. Starting from personnel at our production lines who strive to improve productivity, via engineering and quality control who assure top quality products, to our application specialists who work closely with our customers to deliver Ornit's unique designs.



## TABLE OF CONTENTS

	<b>HEAVY DUTY APPLICATION</b>	<b>6-9</b>
	<b>AUTOMOTIVE</b>	<b>10-11</b>
	<b>RAIL TRANSPORT</b>	<b>12</b>
	<b>RENEWABLE ENERGY</b>	<b>13</b>
	<b>PRODUCT INDEX</b>	<b>15</b>



## CHASSIS



### MEGA ORLOCK 6.8



Assembling chassis requires high strength solutions. Mega Orlock, Ornit's latest innovation, features a patented triple-locking system, designed to provide ultra-high strengths and shear forces.

### ORLOCK 7.8



The Orlock structural rivet provides high shear and tensile forces, double locking system creating secure, vibration-resistance joints. Orlock is the ideal alternative to nuts, bolts and screws.

## DOORS



### OR BULB 4.0, 4.8




Secure assembly for a variety of door components. An aluminum alloy, multi-grip fastener with a split tail, and a large blind side area. Prevents electrical problems and corrosion.

### ORLOCK ALUMINIM 4.8, 6.4, 7.8



The Orlock aluminum, structural fastener is used in a variety of joint applications. The Orlock fastener provides high shear and tensile forces and creates a secure, vibration-resistance joint.

## INTERIOR - SEATS/MAIN CABIN



### SEATS - ORLOCK 4.8, 6.4



The Orlock fastener is a structural rivet and features a double-locking system that enables the rivet to safely secure the seats.

### MAIN CABIN - U-FIX 4.0, 4.8



The U-Fix fastener is a highly versatile, purpose-built fastener, featuring an excellent multi-grip function ideal for a variety of applications within the main cabin.

### MAIN CABIN - OR BULB 4.0, 4.8



The Or Bulb is an aluminum alloy, multi-grip fastener with a split tail which forms a large blind side area. The Or Bulb is good for soft material and it creates a highly secure joint on assembly.

## SIDE FRAME



### ORLOCK 4.8, 6.4



The Orlock fastener is an excellent choice for your trailer frame. The Orlock is designed to support exceptionally high shear and tensile forces. Its retained stem provides a strong, vibration-resistant joint.

### ORNILOCK 4.8, 6.5



The Ornilock multi-grip, structural rivet features excellent hole-fill capabilities, making it ideal for oversized, irregular or misaligned holes.

### U-FIX 4.8, 6.4



The U-Fix is a highly versatile, purpose-made fastener, featuring an excellent multi-grip function suitable for a variety of trailer applications when additional accessories are needed.

### NITLOCK 6.4 ST/ST



Structural rivet with high strength comes with Double locking system. Always flush break and Vibration resistance. has a Wide grip range



HEAVY DUTY APPLICATION



## FRONT FRAME



### ORLOCK 4.8, 6.4, 7.8



The Orlock structural rivet provides great shear and tensile forces to create a highly secure double locking system, vibration-resistance joint. It is the ideal alternative to nuts, bolts and screws.

### ORNILOCK 4.8, 6.5, 7.8



The Ornilock multi-grip, structural rivet features an internal-locking system ideal for oversized, irregular or misaligned holes. Flush break.

### NITLOCK 6.4 ST/ST



Structural rivet with high strength comes with Double locking system. Always flush break and Vibration resistance. has a Wide grip range

## REAR FRAME



### ORLOCK STAINLESS STEEL 4.8, 6.4, 7.8



The Orlock Stainless Steel fastener is commonly used by various trailer manufacturers worldwide. This stainless steel fastener creates a permanent, secure joint in the most severe climate conditions. Also available in 316.

### SUPER ORLOCK 6.5



When extra-high forces are required, the Super Orlock is the solution. The Super Orlock offers higher shear and tensile strengths and a wider grip range.

## TRAILER TAIL



### U-FIX 6.4



The U-Fix is a highly versatile, purpose-built fastener, featuring an excellent multi-grip function designed especially for this application.

### STEEL FIX 6.4



A ST/ST Structural rivet, high strength and wide grip range, Ideal for trailer tail rear & front frame.



## SECURING RAILS



### OR BULB 4.8



Securing transport goods is the most important element for truck drivers. The Or Bulb is commonly used for securing rails worldwide. An aluminum alloy, multi-grip fastener with a split tail. Excellence good soft material.

### U-FIX 4.8



The U-Fix is a highly versatile, purpose-built fastener, featuring an excellent multi-grip function suited to a variety of purposes. Recommended for securing rails within the trailer.

## HINGES, AXIS, LOCKING SYSTEM



### ORLOCK 4.8, 6.4, 7.8



The Orlock fastener, with its double-locking system, provides high shear and tensile forces to create a highly secure, vibration-resistance joint. It is the ideal alternative to nuts, bolts and screws.

### ORNILOCK 4.8, 6.5, 7.8



The Ornilock multi-grip, structural rivet features an internal-locking system making it ideal for oversized, irregular or misaligned holes.





## STEERING WHEEL MECHANISM



### ORLOCK 6.4



Safety, and quality products are part of Ornit's DNA. The Orlock with its unique capabilities, and featuring a double-locking system was selected to provide peace of mind to countless drivers worldwide.

## SEATING



### ORLOCK 4.8, 6.4



The Orlock is a structural fastener, featuring a unique double-locking system that enables the rivet to safely secure the seats.

## INTERIOR



### OR BULB 4.8



The Or Bulb is an aluminum alloy, multi-grip fastener with split tail that forms a large blind side area. It creates a highly secure joint in variety of components within your vehicle.

### STEEL BULB 4.8



The Steel Bulb is a steel, multi-grip fastener with split tail that forms a large blind side area. It was specially designed for applications using plastic and soft, low-strength materials.

### U-FIX 4.8



The U-Fix is a highly versatile purpose-built fastener, featuring an excellent multi-grip function ideal for a variety of purposes. Commonly used to secure components within the vehicle.

## WINDOW FRAME



### STEEL FIX 4.8



The Steel Fix fastener is ideal for thin-sheet materials and providing a strong, vibration-resistant joint. This solution was tailored-made for a leading, American vehicle manufacturer.





## CABLE CAR



### SUPER ORLOCK 6.5



When extra forces are required, the Super Orlock is the solution. The Super Orlock provides higher shear and tensile strengths, a wider grip range and creates an extremely secure, vibration-resistant joint. The stainless steel version is also commonly used for this type of application.

## TRAINS



### MEGA ORLOCK 6.8



The Mega Orlock fastener, Ornit's latest innovation, features a patented triple-locking system, designed to provide ultra-high shear and tensile forces. This unique product helps to reduce stock inventories.

### ORLOCK 7.8, 9.8



This extra-large diameter, Orlock, structural rivet provides the perfect solution for train assembly lines. The rivet provides a highly secure, vibration-resistance joint and is the ideal alternative to nuts, bolts and screws.

### SUPER ORLOCK 6.5



When extra forces are required, the Super Orlock is the solution. The Super Orlock provides higher shear and tensile strengths, a wider grip range and creates an exceptionally secure, vibration-resistant joint. The stainless steel version is also available in a variety of grades.

## SOLAR FRAMES



### ORNILOCK 7.8, 9.8



This extra-large diameter, Ornilock, fastener is a multi-grip, structural rivet that features an internal-locking system making it ideal for large, irregular or misaligned holes.

### ORLOCK STAINLESS STEEL 6.4



The Orlock Stainless Steel is commonly used in a variety of solar applications worldwide. This stainless steel rivet provides a permanent, secure joint in the most severe climate conditions. Also available in 316.

### NITLOCK 6.4 ST/ST



Structural rivet with high strength comes with Double locking system. Always flush break and Vibration resistance. has a Wide grip range







## ----- PRODUCT INDEX -----

<b>ORLOCK</b>	<b>16-33</b>
<b>MEGA-ORLOCK</b>	<b>34</b>
<b>NITLOCK</b>	<b>35</b>
<b>ORNILOCK</b>	<b>36-41</b>
<b>ORBOLT</b>	<b>42-46</b>
<b>ORBULB</b>	<b>48-49</b>
<b>MEGA BULB</b>	<b>50</b>
<b>STEEL BULB</b>	<b>51</b>
<b>U-FIX</b>	<b>52-65</b>
<b>STEEL FIX</b>	<b>66-68</b>
<b>STELOCK</b>	<b>69</b>
<b>TPR /ORP /OR-PEEL</b>	<b>70-72</b>

Dimension and strengths are nominal, technical data and drawings available



# ORLOCK™ STEEL | *Protruding Head*












**Body Material:** Low Carbon Steel  
**Body Finish:** Zinc Plated Cr VI free  
**Mandrel Material:** Carbon Steel  
**Mandrel Finish:** Zinc Coated Cr VI free

Before Installation



After Installation



ART NO.	Dimensions - Nominal										Forces - Nominal				
	 mm/inch	 mm/inch	 mm/inch	 mm/inch	 mm/inch	 mm	 inch	 MIN MAX		 kgf/Lbf.	 kgf/Lbf.				
L48090P	4.8 3/16"	4.9-5.1/.192-.200	2.2/.087	9.8/.386	3.02/.119	9.0	.354	1.5	.059	3.5	.138	460/1012	360/792	3000	
L48115P						11.5	.453	3.5	.138	6.0	.236			610/1342	3000
L48140P						14.0	.551	6.0	.236	8.5	.335	640/1408			3000
L48165P						16.5	.650	8.5	.335	11.0	.433				2000
L48190P						19.0	.748	11.0	.433	13.5	.531	2000			
L64090P	6.4 1/4"	6.6-6.8/.259-.267	3.0/.118	13.0/.512	4.17/.164	9.0	.354	1.5	.059	3.5	.138	700/1540	660/1452	2000	
L64105P						10.5	.413	2.8	.110	4.8	.189	940/2068		2000	
L64111P						11.1	.437	3.4	.134	5.4	.213	940/2068		1040/2288	2000
L64125P						12.5	.492	4.8	.189	6.8	.268	1040/2288			
L64145P						14.5	.571	6.8	.268	8.8	.346	1140/2508		2000	
L64165P						16.5	.650	8.8	.346	10.8	.425			1500	
L64185P						18.5	.728	10.8	.425	12.8	.504			1500	
L64205P						20.5	.807	12.8	.504	14.8	.583			1500	
L64225P						22.5	.886	14.8	.583	16.8	.661			1500	
L64245P						24.5	.965	16.8	.661	18.8	.740			1500	
L64265P						26.5	1.043	18.8	.740	20.8	.819			1000	
L64285P						28.5	1.122	20.8	.819	22.8	.898	1000			



# ORLOCK™ STEEL | *Protruding Head*

**Body Material:** Low Carbon Steel  
**Body Finish:** Zinc Plated Cr VI free  
**Mandrel Material:** Carbon Steel  
**Mandrel Finish:** Zinc Coated Cr VI free

Before Installation



After Installation



ART NO.	Dimensions - Nominal						Forces - Nominal							
	 mm/inch	 mm/inch	 mm/inch	 mm/inch	 mm/inch	 mm	 inch	 MIN MAX		 kgf/Lbf.	 kgf/Lbf.			
L64305P	6.4 1/4"	6.6-6.8/.259-.267	3.0/.118	13.0/.512	4.17/.164	30.5	1.201	22.8	.898	24.8	.976	1140/2508	660/1452	1000
L64325P						32.5	1.280	24.8	.976	26.8	1.055			1000
L64355P						35.5	1.398	25.8	1.016	28.8	1.134			1000
L64375P						37.5	1.476	27.8	1.094	30.8	1.213			1000
L64395P						39.5	1.555	29.8	1.173	32.8	1.291			1000
L78135P	7.8 5/16"	8.0-8.3/.314-.326	3.7/.146	16.0/.630	5.12/.202	13.5	.531	4.0	.157	7.0	.276	1600/3520	930/2046	1000
L78165P						16.5	.650	7.0	.276	10.0	.394			1000
L78195P						19.5	.768	10.0	.394	13.0	.512			1000
L78225P						22.5	.886	13.0	.512	16.0	.630			1000
L78255P						25.5	1.004	16.0	.630	19.0	.748			500
L78285P						28.5	1.122	19.0	.748	22.0	.866			500
L78315P	31.5	1.240	22.0	.866	25.0	.984	500							
L98145P	9.8 3/8"	10.0-10.4/.394-.409	4.2/.165	19.5/.768	6.00/.236	14.5	.571	3.0	.118	6.0	.236	2600/5720	1300/2860	500
L98175P						17.5	.689	6.0	.236	9.0	.354			500
L98205P						20.5	.807	9.0	.354	12.0	.472			500
L98235P						23.5	.925	12.0	.472	15.0	.591			500





# ORLOCK™ STEEL | Large Head

**Body Material:** Low Carbon Steel  
**Body Finish:** Zinc Plated Cr VI free  
**Mandrel Material:** Carbon Steel  
**Mandrel Finish:** Zinc Plated Cr VI free

Before Installation



After Installation



ART NO.	Dimensions - Nominal						Forces - Nominal						kgf/Lbf.	
							MIN		MAX					
	mm/inch	mm/inch	mm/inch	mm/inch	mm/inch	mm	inch	mm	inch	mm	inch	kgf/Lbf.	kgf/Lbf.	
L48090L	4.8 3/16"	4.9-5.1/.192-.200	2.0/.079	14.0/.551	3.02/.119	9.0	.354	1.5	.059	3.5	.138	460/1012	360/792	3000
L48115L						11.5	.453	3.5	.138	6.0	.236	570/1254		3000
L48140L						14.0	.551	6.0	.236	8.5	.335	640/1408		3000
L48165L						16.5	.650	8.5	.335	11.0	.433			2000
L48190L						19.0	.748	11.0	.433	13.5	.531	2000		
L64105L	6.4 1/4"	6.6-6.8/.259-.267	3.0/.118	16.3/.642	4.17/.164	10.5	.413	2.8	.110	4.8	.189	940/2068	660/1452	2000
L64125L						12.5	.492	4.8	.189	6.8	.268	1040/2288		2000
L64145L						14.5	.571	6.8	.268	8.8	.346			2000
L64165L						16.5	.650	8.8	.346	10.8	.425	1140/2508		2000
L64185L						18.5	.728	10.8	.425	12.8	.504			1500
L64205L						20.5	.807	12.8	.504	14.8	.583			1500
L64225L						22.5	.886	14.8	.583	16.8	.661			1000
L64245L						24.5	.964	16.8	.661	18.8	.740			1000
L64265L						26.5	1.043	18.8	.740	20.8	.819	1000		
L64285L						28.5	1.122	20.8	.819	22.8	.898	1000		
L64305L						30.5	1.200	22.8	.898	24.8	.976	1000		

# ORLOCK™ STEEL | X Large Head











**Body Material:** Low Carbon Steel  
**Body Finish:** Zinc Plated Cr VI free  
**Mandrel Material:** Carbon Steel  
**Mandrel Finish:** Zinc Plated Cr VI free

Before Installation



After Installation



ART NO.	Dimensions - Nominal						Forces - Nominal							
	 mm/inch	 mm/inch	 mm/inch	 mm/inch	 mm/inch	 mm    inch	 MIN    MAX		 kgf/Lbf.	 kgf/Lbf.				
L64125X	6.4 1/4"	6.6-6.8/.259-.267	3.0/.118	19.0/.748	4.17/.164	12.5	.492	4.8	.189	6.8	.268	1040/2288	660/1452	2000
L64145X						14.5	.571	6.8	.268	8.8	.346			2000
L64165X						16.5	.650	8.8	.346	10.8	.425			2000
L64185X						18.5	.728	10.8	.425	12.8	.504			1500
L64205X						20.5	.807	12.8	.504	14.8	.583			1500
L64225X						22.5	.886	14.8	.583	16.8	.661			1000
L64245X						24.5	.965	16.8	.661	18.8	.740			1000
L64265X						26.5	1.043	18.8	.740	20.8	.819			1000
L64285X						28.5	1.122	20.8	.819	22.8	.898			1000
L64305X						30.5	1.201	22.8	.898	24.8	.976			1000





## ORLOCK™ STEEL | 100° Countersunk Head









**Body Material:** Low Carbon Steel  
**Body Finish:** Zinc Plated Cr VI free  
**Mandrel Material:** Carbon Steel  
**Mandrel Finish:** Zinc Plated Cr VI free

Before Installation



After Installation



ART NO.	Dimensions - Nominal						Forces - Nominal						Box	
							MIN		MAX					
	mm/inch	mm/inch	mm/inch	mm/inch	mm/inch	mm	inch	mm	inch	mm	inch	kgf/Lbf.	kgf/Lbf.	
L48115K	4.8 3/16"	4.9-5.1/.192-.200	1.8/.071	8.5/.335	3.02/.119	11.5	.453	3.5	.138	6.0	.236	300/660	340/748	4000
L48140K						14.0	.551	6.0	.236	8.5	.335	400/880		3000
L48165K						16.5	.650	8.5	.335	11.0	.433	500/1100		3000
L48190K						19.0	.748	11.0	.433	13.5	.531	600/1320		2500
L64115K	6.4 1/4"	6.6-6.8/.259-.267	2.0/.079	10.0/.394	4.17/.164	11.5	.453	3.8	.150	5.8	.228	550/1210	560/1232	2000
L64125K						12.5	.492	4.8	.189	6.8	.268	650/1430		2000
L64135K						13.5	.531	5.8	.228	7.8	.307	750/1650		2000
L64155K						15.5	.610	7.8	.307	9.8	.386	950/2090		2000
L64175K						17.5	.689	9.8	.386	11.8	.465	1050/2310		2000
L64195K						19.5	.768	11.8	.465	13.8	.543			2000
L64215K						21.5	.846	13.8	.543	15.8	.622			2000
L64235K						23.5	.925	15.8	.622	17.8	.701			1000

# ORLOCK™ STEEL PLYWOOD | *Protruding Head*

**Body Material:** Low Carbon Steel  
**Body Finish:** Zinc Plated Cr VI free  
**Mandrel Material:** Carbon Steel  
**Mandrel Finish:** Zinc Plated Cr VI free

Before Installation



After Installation



ART NO.	Dimensions - Nominal										Forces - Nominal			
							MIN		MAX					
	mm/inch	mm/inch	mm/inch	mm/inch	mm/inch	mm	inch	mm	inch	mm	inch	kgf/Lbf.	kgf/Lbf.	
LP64245P	6.4 1/4"	6.6-6.8/.259-.267	3.0/.118	13.0/.512	4.17/.164	24.5	.965	14.8	.583	16.8	.661	1140/2508	600/1320	1000
LP64265P						26.5	1.043	16.8	.661	18.8	.740			1000
LP64285P						28.5	1.122	18.8	.740	20.8	.819			1000
LP64315P						31.5	1.240	20.8	.819	22.8	.898			1000
LP64335P						33.5	1.319	22.8	.898	24.8	.976			1000
LP64365P						36.5	1.437	24.8	.976	26.8	1.055			1000
LP64385P						38.5	1.516	26.8	1.055	28.8	1.134			1000
LP64405P						40.5	1.594	28.8	1.134	30.8	1.213			1000





# ORLOCK™ STEEL PLYWOOD | X-Large Head










**Body Material:** Low Carbon Steel  
**Body Finish:** Zinc Plated Cr VI free  
**Mandrel Material:** Carbon Steel  
**Mandrel Finish:** Zinc Plated Cr VI free

Before Installation



After Installation



ART NO.	Dimensions - Nominal										Forces - Nominal			
							MIN		MAX					
	mm/inch	mm/inch	mm/inch	mm/inch	mm/inch	mm	inch	mm	inch	mm	inch	kgf/Lbf.	kgf/Lbf.	
LP64245X	6.4 1/4"	6.6-6.8/.259-.267	3.0/.118	19.0/.748	4.17/.164	24.5	.965	14.8	.583	16.8	.661	1140/2508	600/1320	1000
LP64265X						26.5	1.043	16.8	.661	18.8	.740			1000
LP64285X						28.5	1.122	18.8	.740	20.8	.819			1000
LP64315X						31.5	1.240	20.8	.819	22.8	.898			1000
LP64335X						33.5	1.319	22.8	.898	24.8	.976			1000
LP64365X						36.5	1.437	24.8	.976	26.8	1.055			1000
LP64385X						38.5	1.516	26.8	1.055	28.8	1.134			1000
LP64405X						40.5	1.594	28.8	1.134	30.8	1.213			500

# ORLOCK™ ALUMINUM | *Protruding Head*

**Body Material:** Aluminium Alloy ALmg 2.5

**Body Finish:** Natural

**Mandrel Material:** Aluminium alloy 7075 or equivalent











**Mandrel Finish:** Natural

Before Installation



After Installation



ART NO.	Dimensions - Nominal										Forces - Nominal		Box Qty		
	 mm/inch	 mm/inch	 mm/inch	 mm/inch	 mm/inch	 mm	 inch	 MIN MAX		 kgf/Lbf.	 kgf/Lbf.				
LH48090P	4.8 3/16"	4.9 - 5.1/.192-.200	2.2/.087	9.8/.386	3.02/.119	9.0	.354	1.5	.059	3.5	.138	180/396	170/374	5000	
LH48115P						11.5	.453	3.5	.138	6.0	.236			4000	
LH48140P						14.0	.551	6.0	.236	8.5	.335			3500	
LH48165P						16.5	.650	8.5	.335	11.0	.433			3000	
LH48190P						19.0	.748	11.0	.433	13.5	.531			3000	
LH48225P						22.5	.886	13.0	.512	15.0	.591			3000	
LH64105P	6.4 1/4"	6.6-6.8/.259-.267	3.0/.118	13.0/.512	4.17/.164	10.5	.413	2.8	.110	4.8	.189	430/946	350/770	2000	
LH64111P						11.1	.437	3.4	.134	5.4	.213			2000	
LH64125P						12.5	.492	4.8	.189	6.8	.268			2000	
LH64145P						14.5	.571	6.8	.268	8.8	.346			500/1100	2000
LH64165P						16.5	.650	8.8	.346	10.8	.425				2000
LH64185P						18.5	.728	10.8	.425	12.8	.504				2000
LH64205P	20.5	.807	12.8	.504	14.8	.583	1000								





**ORLOCK™ ALUMINUM | Protruding Head**

**Body Material:** Aluminium Alloy ALmg 2.5  
**Body Finish:** Natural  
**Mandrel Material:** Aluminium alloy 7075 or equivalent  
**Mandrel Finish:** Natural

Before Installation



After Installation



ART NO.	Dimensions - Nominal										Forces - Nominal		Box	
											kgf/Lbf.	kgf/Lbf.		
	mm/inch	mm/inch	mm/inch	mm/inch	mm/inch	mm	inch	mm	inch	mm	inch	kgf/Lbf.	kgf/Lbf.	
LH78135P	7.8 5/16"	8.0-8.3/.314-.326	3.80/.150	16.0/.630	5.12/.202	13.5	.531	4.0	.157	7.0	.276	650/1430	500/1100	1000
LH78165P						16.5	.650	7.0	.276	10.0	.394			1000
LH78195P						19.5	.768	10.0	.394	13.0	.512	780/1720		1000
LH78225P						22.5	.886	13.0	.512	16.0	.630			1000
LH98145P	9.8 3/8"	10.0-10.4/.394-.409	4.20/.165	19.5/.768	6.0/.236	14.5	.571	3.0	.118	6.0	.236	900/1980	1320/600	500
LH98175P						17.5	.689	6.0	.236	9.0	.354			500
LH98205P						20.5	.807	9.0	.354	12.0	.472	500		
LH98235P						23.5	.925	12.0	.472	15.0	.591	500		







**ORLOCK™ ALUMINIUM | 100° Countersunk Head**

**Body Material:** Aluminium Alloy ALmg 2.5

**Body Finish:** Natural

**Mandrel Material:** Aluminium alloy 7075 or equivalent

**Mandrel Finish:** Natural

Before Installation



After Installation



ART NO.	Dimensions - Nominal						Forces - Nominal						Box		
							MIN		MAX						
	mm/inch	mm/inch	mm/inch	mm/inch	mm/inch	mm	inch	mm	inch	mm	inch	kgf/Lbf.	kgf/Lbf.		
LH64115K	6.4 1/4"	6.6-6.8/.259-.267	2.0/.079	10.0/.394	4.17/.164	11.5	.453	3.8	.150	5.8	.228	280/616	300/660	2000	
LH64135K						13.5	.531	5.8	.228	7.8	.307			380/836	2000
LH64155K						15.5	.610	7.8	.307	9.8	.386			430/946	2000
LH64175K						17.5	.689	9.8	.386	11.8	.465			500/1100	2000
LH64195K						18.5	.728	11.8	.465	13.8	.543			2000	
LH64215K						21.5	.846	13.8	.543	15.8	.622			2000	
LH64235K						23.5	.925	15.8	.622	17.8	.701			2000	
LH64255K						25.5	1.004	17.8	.701	19.8	.780			2001	
LH64275K						27.5	1.083	19.8	.780	21.8	.858			2002	
LH64295K						29.5	1.161	21.8	.858	23.8	.937			2003	

# ORLOCK™ ALUMINIUM | X-Large Head

**Body Material:** Aluminium Alloy ALmg 2.5

**Body Finish:** Natural

**Mandrel Material:** Aluminium alloy ALmg 5.0-6.0 or equivalent

**Mandrel Finish:** Natural

Before Installation



After Installation



ART NO.	Dimensions - Nominal										Forces - Nominal			
							MIN		MAX					
	mm/inch	mm/inch	mm/inch	mm/inch	mm/inch	mm	inch	mm	inch	mm	inch	kgf/Lbf.	kgf/Lbf.	
LH64090X	6.4 1/4"	6.6-6.8/167-172	3.0/.118	19.0/.748	4.17/164	9.0	.354	1.5	.059	3.5	.138	310/682.0	350/770	1000
LH64105X						10.5	.413	2.8	.110	4.8	.189	430/946		1000
LH64111X						11.1	.437	3.4	.134	5.4	.213	460/1012		1000
LH64125X						12.5	.492	4.8	.189	6.8	.268	500/1100		1000
LH64145X						14.5	.571	6.8	.268	8.8	.346	500/1100		1000
LH64165X						16.5	.650	8.8	.346	10.8	.425	500/1100		1000
LH64185X						18.5	.728	10.8	.425	12.8	.504	500/1100		1000
LH64205X						20.5	.807	12.8	.504	14.8	.583	500/1100		1000
LH64225X						22.5	.886	14.8	.583	16.8	.661	500/1100		1000





## ORLOCK™ STAINLESS STEEL | *Protruding Head*

**Body Material:** Austenitic Stainless Steel AISI 304

**Body Finish:** Natural

**Mandrel Material:** Austenitic Stainless Steel - 304

**Mandrel Finish:** Natural

**NEW: Can be Produced With Austenitic Stainless Steel A4 - AISI 316**

Before Installation



After Installation



ART NO.	Dimensions - Nominal										Forces - Nominal			
	mm/inch	mm/inch	mm/inch	mm/inch	mm/inch	mm	inch	MIN	MAX	kgf/Lbf.	kgf/Lbf.			
LN48090P	4.8 3/16"	4.9 - 5.1 .192-.200	2.2/.087	9.8/.386	3.02/.119	9.0	.354	1.5	.059	3.5	.138	700/1540	510/1122	5000
LN48115P						11.5	.453	3.5	.138	6.0	.236			4000
LN48140P						14.0	.551	6.0	.236	8.5	.335			3000
LN48165P						16.5	.650	8.5	.335	11.0	.433			3000
LN48190P						19.0	.748	11.0	.433	13.0	.512			3000
LN64105P	6.4 1/4"	6.6-6.7 .259-.263	3.0/.118	13/.512	4.17/.164	10.5	.413	2.0	.079	4.5	.177	1480/3256	850/1870	2000
LN64125P						12.5	.492	4.0	.157	6.5	.256			2000
LN64145P						14.5	.571	5.0	.197	8.5	.335			2000
LN64165P						16.5	.650	7.0	.276	10.5	.413			2000
LN64185P						18.5	.728	9.0	.354	12.5	.492			2000
LN64205P						20.5	.807	11.0	.433	14.0	.551			2000
LN64225P						22.5	.886	13.0	.512	16.0	.630			1500
LN78135P	7.8 5/16"	8.0-8.3 .314-.326	3.8/.150	16/.630	5.12/.202	13.5	.531	4.0	.157	7.0	.276	2200/4840	1300/2860	1000
LN78165P						16.5	.650	7.0	.276	10.0	.394			1000
LN78195P						19.5	.768	10.0	.394	13.0	.512			1000
LN78225P						22.5	.886	13.0	.512	16.0	.630			1000

# ORLOCK™ STAINLESS STEEL | 100° Countersunk Head

**Body Material:** Austenitic Stainless Steel AISI 304

**Body Finish:** Natural

**Mandrel Material:** Austenitic Stainless Steel AISI 304









**Mandrel Finish:** Natural

Before Installation



After Installation



ART NO.	Dimensions - Nominal										Forces - Nominal			
									kgf/Lbf.	kgf/Lbf.				
mm/inch	mm/inch	mm/inch	mm/inch	mm/inch	mm	inch	mm	inch			kgf/Lbf.			
LN64135K	6.4 1/4"	6.6-6.8/.259-.267	2.0/.079	10.0/.394	4.17/.164	13.5	.531	4.8	.189	7.8	.307	1100/2420	850/1870	2000
LN64155K						15.5	.610	6.8	.268	9.8	.386	1300/2860		2000
LN64175K						17.5	.689	8.8	.346	11.8	.465	1400/3080		2000





# ORLOCK™ STAINLESS STEEL | *Large Head*

**Body Material:** Austenitic Stainless Steel AISI 304

**Body Finish:** Natural

**Mandrel Material:** Austenitic Stainless Steel AISI 304

**Mandrel Finish:** Natural

Before Installation



After Installation



ART NO.	Dimensions - Nominal						Forces - Nominal							
							MIN		MAX					
	mm/inch	mm/inch	mm/inch	mm/inch	mm/inch	mm	inch	mm	inch	mm	inch	kgf/Lbf.	kgf/Lbf.	
LN64105L	6.4 1/4"	6.6-6.8/.259-.267	3.1/.122	16.3/.642	4.17/.164	10.5	.413	2.0	.079	4.5	.177	1400/3087	850/1870	2000
LN64125L						12.5	.492	4.0	.157	6.5	.256			2000
LN64145L						14.5	.571	5.0	.197	8.5	.335			2000
LN64165L						16.5	.650	7.0	.276	10.5	.413			2000
LN64185L						18.5	.728	9.0	.354	12.5	.492			1500

# SUPER ORLOCK™ STEEL | *Protruding Head*










**Body Material:** Low Carbon Steel  
**Body Finish:** Zinc Plated Cr VI free  
**Mandrel Material:** Carbon Steel  
**Mandrel Finish:** Zinc Plated Cr VI free

Before Installation



After Installation



ART NO.	Dimensions - Nominal						Forces - Nominal							
							MIN		MAX					
	mm/inch	mm/inch	mm/inch	mm/inch	mm/inch	mm	inch	mm	inch	mm	inch	kgf/Lbf.	kgf/Lbf.	
LS65105P	6.5 1/4"	6.7-6.9/.263-.271	3.0/.118	13.0/.512	4.17/.164	10.5	.413	2.0	.079	4.5	.177	1100/2420	810/1782	2000
LS65125P						12.5	.492	3.0	.118	6.5	.256	1250/2750		2000
LS65145P						14.5	.571	5.0	.197	8.5	.335	1400/3080		2000
LS65165P						16.5	.650	7.0	.276	10.5	.413	1450/3190		2000
LS65185P						18.5	.728	9.0	.354	12.5	.492	1570/3454		1500
LS65205P						20.5	.807	11.0	.433	14.5	.571			1500
LS65225P						22.5	.886	13.0	.512	16.5	.650			1000





**SUPER ORLOCK™ STEEL | Large /X-Large Head**

**Body Material:** Low Carbon Steel  
**Body Finish:** Zinc Plated Cr VI free  
**Mandrel Material:** Carbon Steel  
**Mandrel Finish:** Zinc Plated Cr VI free

Before Installation



After Installation



ART NO.	Dimensions - Nominal										Forces - Nominal			
	mm/inch	mm/inch	mm/inch	mm/inch	mm/inch	mm	inch	mm	inch	mm	inch	kgf/Lbf.	kgf/Lbf.	
LS65145L	6.5 1/4"	6.7-6.9/.263-.271	3.0/.118	16.3/.642	4.17/.164	14.5	.571	5.0	.197	8.5	.335	1400/3080	810/1782	2000
LS65165L						16.5	.650	7.0	.276	10.5	.413	1450/3190		2000
LS65185L						18.5	.728	9.0	.354	12.5	.492	1570/3454		1500
LS65205L						20.5	.807	11.0	.433	14.5	.571			1500
LS65225L						22.5	.886	13.0	.512	16.5	.650			1000
LS65145X	6.5 1/4"	6.7-6.9/.263-.271	3.0/.118	19.0/.748	4.17/.164	14.5	.571	5.0	.197	8.5	.335	1400/3080	810/1782	2000
LS65165X						16.5	.650	7.0	.276	10.5	.413	1450/3506		1000
LS65185X						18.5	.728	9.0	.354	12.5	.492	1570/3454		1000
LS65205X						20.5	.807	11.0	.433	14.5	.571			1000
LS65225X						22.5	.886	13.0	.512	16.5	.650			1000



# SUPER ORLOCK™ - STEEL/STAINLESS STEEL | *Protruding Head*

**Body Material:** Low Carbon Steel

**Body Finish:** Zinc coated Cr VI free

**Mandrel Material:** Austenitic Stainless Steel AISI 304










**Mandrel Finish:** Natural

Before Installation



After Installation



ART NO.	Dimensions - Nominal						Forces - Nominal							
							MIN		MAX					
	mm/inch	mm/inch	mm/inch	mm/inch	mm/inch	mm	inch	mm	inch	mm	inch	kgf/Lbf.	kgf/Lbf.	
LSN65105P	6.5 1/4"	6.7-6.9/.263-.271	3.0/.118	13.0/.512	4.17/.164	10.5	.413	2.0	.079	4.5	.177	1100/2420	810/1782	2000
LSN65125P						12.5	.492	3.0	.118	6.5	.256	1250/2750		2000
LSN65145P						14.5	.571	5.0	.197	8.5	.335	1400/3080		2000
LSN65165P						16.5	.650	7.0	.276	10.5	.413	1450/3190		2000
LSN65185P						18.5	.728	9.0	.354	12.5	.492	810/1782		2000
LSN65205P						20.5	.807	11.0	.433	14.5	.571			2000
LSN65225P						22.5	.886	13.0	.512	16.5	.650			1000





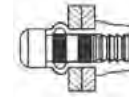
**MEGA-ORLOCK®** | *6.8 Series Triple locking system*

**Body Material:** Low Carbon Steel  
**Body Finish:** Zinc Plated Cr VI free  
**Mandrel Material:** Carbon Steel  
**Mandrel Finish:** Zinc Plated Cr VI free

Before Installation



After Installation



ART NO.	Dimensions - Nominal						Forces - Nominal							
							MIN		MAX					
	mm/inch	mm/inch	mm/inch	mm/inch	mm/inch	mm	inch	mm	inch	mm	inch	kgf/Lbf.	kgf/Lbf.	
MK68125BM	6.8 1/4"	7.03-7.43/.277-.292	5.60/.220	10.0/.394	4.5/.178	12.5	.492	2.4	.094	5.6	.220	2315/5100	1475/3250	2000
MK68175BM						17.5	.689	5.6	.220	10.4	.409			2000
MK68225BM						22.5	.886	10.4	.409	15.1	.594			2000
MK68275BM						27.5	1.083	15.1	.594	19.9	.783			2000

## NITLOCK STEEL / STEEL | *Protruding Head*

**Body Material:** Carbon Steel

**Body Finish:** Zinc plated - Cr VI free passivation

**Mandrel Material:** Carbon Steel













**Mandrel Finish:** Zinc plated - Cr VI free passivation

Before Installation



After Installation



ART NO.	Dimensions - Nominal										Forces - Nominal			
	 mm/inch	 mm/inch	 mm/inch	 mm/inch	 mm/inch	 mm	 inch	 MIN		 MAX		 kgf/Lbf.		 kgf/Lbf.
NL64142P	6.4	6.63-6.90/261-272	3.0/.118	13.0/.512	4.10/.161	14.2	.559	2.5	.098	9.5	.374	1590/3500	865/1900	1000
NL64205P	1/4"					20.5	.807	9.5	.374	15.9	.622			1000





## ORNILOCK STEEL | *Protruding Head*

**Body Material:** Low Carbon Steel

**Body Finish:** Zinc Plated Cr VI free

**Mandrel Material:** Medium Carbon Steel

**Mandrel Finish:** Zinc Plated Cr VI free

Before Installation



After Installation



ART NO.	Dimensions - Nominal						Forces - Nominal				kgf/Lbf.	kgf/Lbf.		
	 mm/inch	 mm/inch	 mm/inch	 mm/inch	 mm/inch	 mm    inch	MIN		MAX					kgf/Lbf.
M48105P	4.8 3/16"	4.9 - 5.1/.192-.200	2.1/.083	9.8/.386	3.0/.118	10.5	.413	1.6	.063	6.9	.272	630/1386	545/1199	4000
M48145P						14.5	.571	5.4	.213	11.1	.437			3000
MS48145P						14.5	.571	1.6	.063	11.1	.437			3000
M65142P	6.5 1/4"	6.62-6.9/.260-.271	2.8/.110	13.0/.512	4.0/.157	14.2	.559	2.0	.079	9.5	.374	1250/2750	1000/2200	2000
M65205P						20.5	.807	8.9	.350	15.9	.626			1500
MS65205P						20.5	.807	2.0	.079	15.9	.626			1500
M65270P						27.0	1.063	15.9	.626	22.5	.886			1000
MS65270P						27.0	1.063	8.9	.350	22.5	.886			1000
M78210P	7.8 5/16"	8.0-8.3/.315-.327	3.50/.140	16.0/.630	5.10/.200	21.0	.827	3.0	.118	14.5	.571	1600/3520	1000/2200	1000
M78300P						30.0	1.181	14.0	.551	23.0	.906			1000
M98210P	9.8 3/8"	10.0-10.4/.409-.394	4.40/.173	19.5/.768	5.80/.228	21.0	.827	3.0	.118	14.5	.551	2540/5600	1815/4000	500

## ORNILOCK STEEL | 100° Countersunk Head

**Body Material:** Low Carbon Steel

**Body Finish:** Zinc Plated Cr VI free

**Mandrel Material:** Medium Carbon Steel











**Mandrel Finish:** Zinc Plated Cr VI free

Before Installation



After Installation



ART NO.	Dimensions - Nominal											Forces - Nominal		
														
	mm/inch	mm/inch	mm/inch	mm/inch	mm/inch	mm	inch	mm	inch	mm	inch	kgf/Lbf.	kgf/Lbf.	
M48123K	4.8	4.9-5.1/.192-.200	1.8/.071	8.6/.339	3.0/.118	12.3	.484	3.2	.126	8.4	.331	630/1386	545/1199	4000
M48165K	3/16"					16.5	.650	7.8	.307	12.7	.500			3000
M65167K	6.5	6.62-6.9/.260-.271	2.0/.079	10.0/.394	4.0/.157	16.7	.657	4.1	.161	12.1	.476	1250/2750	1000/2200	2000
M65230K	1/4"					23.0	.906	10.6	.417	18.4	.724			1500





## ORNILOCK ALUMINIUM | *Protruding Head*

**Body Material:** Aluminium Alloy ALmg 5 or equivalent

**Body Finish:** Natural

**Mandrel Material:** Aluminium alloy 7075 or equivalent

**Mandrel Finish:** Natural

Before Installation



After Installation



ART NO.	Dimensions - Nominal						Forces - Nominal								
							MIN		MAX						
	mm/inch	mm/inch	mm/inch	mm/inch	mm/inch	mm	inch	mm	inch	mm	inch	kgf/Lbf.	kgf/Lbf.		
MH48105P	4.8 3/16"	4.9 - 5.1/.192-.200	2.1/.083	9.8/.386	3.0/.118	10.5	.413	1.6	.063	6.9	.272	275/606	230/507	4000	
MH48145P						14.5	.571	5.4	.213	11.1	.437				3000
MHS48145P						14.5	.571	1.6	.063	11.1	.437				
MH65142P	6.5 1/4"	6.62-6.9/.260-.271	2.8/.110	13.0/.512	4.0/.157	14.2	.559	2.0	.079	9.5	.374	590/1300	404/890	2000	
MH65205P						20.5	.807	8.9	.350	15.9	.626			1500	
MHS65205P						20.5	.807	2.0	.079	15.9	.626			1500	
MH78210P	7.8 5/16"	8.0-8.3/.315-.327	3.5/.140	16.0/.630	5.05/.200	21.0	.827	4.5	.177	14.5	.571	880 /1936	530/1166	1000	

## ORNILOCK ALUMINIUM | 100° Countersunk Head

**Body Material:** Aluminium Alloy ALmg 5 or equivalent

**Body Finish:** Natural

**Mandrel Material:** Aluminium alloy 7075 or equivalent

**Mandrel Finish:** Natural

Before Installation



After Installation



ART NO.	Dimensions - Nominal										Forces - Nominal			
	mm/inch	mm/inch	mm/inch	mm/inch	mm/inch	mm	inch	mm	inch	mm	inch	kgf/Lbf.		kgf/Lbf.
MH65167K	6.5	6.62-6.90/.261-.271	2.0/.079	10.0/.394	4.0/.157	16.7	.657	4.1	.161	12.1	.476	590/1298	404/888	2000
MH65230K	1/4"					23.0	.906	10.6	.417	18.4	.724			2000





## ORNILOCK STAINLESS STEEL | *Protruding Head*

**Body Material:** Austenitic Stainless Steel - AISI 304

**Body Finish:** Natural

**Mandrel Material:** Austenitic Stainless Steel - AISI 304

**Mandrel Finish:** Natural

**NEW: Can be Produced With Austenitic Stainless Steel A4 - AISI 316**

Before Installation



After Installation



ART NO.	Dimensions - Nominal						Forces - Nominal							
							MIN		MAX					
	mm/inch	mm/inch	mm/inch	mm/inch	mm/inch	mm	inch	mm	inch	mm	inch	kgf/Lbf.	kgf/Lbf.	
MN48105P	4.8 3/16"	4.9 - 5.1/.192-.200	2.1/.083	9.8/.386	3.0/.118	10.5	.413	1.6	.063	6.9	.272	590/1298	430/946	4000
MN48145P						14.5	.571	5.4	.213	11.1	.437			3000
MNS48145P						14.5	.571	1.6	.063	11.1	.437			3000
MN65142P	6.5 1/4"	6.62-6.9/.260-.271	2.8/.110	13.0/.512	4.0/.157	14.2	.559	2.0	.079	9.5	.374	1150/2530	910/2002	2000
MN65205P						20.5	.807	8.9	.350	15.9	.626			1500
MNS65205P						20.5	.807	2.0	.079	15.9	.626			1500
MN78210P	7.8 5/16"	8.0-8.3/.315-.327	3.5/.140	16.0/.630	5.10/.200	21.0	.827	5.0	.197	15.0	.591	1800/3960	1200/2640	1000



## ORNILOCK STAINLESS STEEL | 100° Countersunk Head

**Body Material:** Austenitic Stainless Steel AISI 304

**Body Finish:** Natural

**Mandrel Material:** Austenitic Stainless Steel AISI 304











**Mandrel Finish:** Natural

Before Installation



After Installation



ART NO.	Dimensions - Nominal										Forces - Nominal			
											kgf/Lbf.	kgf/Lbf.		
	mm/inch	mm/inch	mm/inch	mm/inch	mm/inch	mm	inch	MIN	MAX	mm				inch
MN48123K	4.8	4.9 - 5.1/.192-.200	1.8/.071	8.6/.339	3.0/.118	12.3	.484	3.2	.126	8.4	.331	590/1298	430/946	4000
MN48165K	3/16"					16.5	.650	7.8	.307	12.7	.500			3000
MN65167K	6.5	6.62-6.9/.260-.271	2.0/0.79	10.0/.394	4.0/.157	16.7	.657	4.1	.161	12.1	.476	1150/2530	910/2002	2000
MN65230K	1/4"					23.0	.906	10.6	.417	18.4	.724			2000





## OR-BOLT STEEL | *Protruding Head*

**Body Material:** Low Carbon Steel

**Body Finish:** Zinc Plated Cr VI free

**Mandrel Material:** Medium Carbon Steel

**Mandrel Finish:** Zinc Plated Cr VI free

Before Installation



After Installation



ART NO.	Dimensions - Nominal						Forces - Nominal							
							MIN		MAX					
	mm/inch	mm/inch	mm/inch	mm/inch	mm/inch	mm	inch	mm	inch	mm	inch	kgf/Lbf.	kgf/Lbf.	
J48105P	4.8 3/16"	4.9 - 5.1/.192-.200	2.1/.083	9.8/.386	3.0/.118	10.5	.413	1.6	.063	6.9	.272	653/1437	520/1144	4000
JS48145P						14.5	.571	1.6	.063	11.1	.437			2000
J65140P	6.5 1/4"	6.62-6.9/.260-.271	2.6/.102	13.0/.512	4.0/.157	14.0	.551	2.0	.079	9.5	.374	1250/2750	1000/2200	2000
J65190P						19.0	.748	8.9	.350	15.9	.626			1500
JS65190P						19.0	.748	2.0	.079	15.9	.626			1500

## OR-BOLT STEEL | 100° Countersunk Head

**Body Material:** Low Carbon Steel

**Body Finish:** Zinc Plated Cr VI free

**Mandrel Material:** Medium Carbon Steel











**Mandrel Finish:** Zinc Plated Cr VI free

Before Installation



After Installation



ART NO.	Dimensions - Nominal											Forces - Nominal		
														
	mm/inch	mm/inch	mm/inch	mm/inch	mm/inch	mm	inch	mm	inch	mm	inch	kgf/Lbf.	kgf/Lbf.	
J48123K	4.8 3/16"	4.9 - 5.1/.192-.200	1.8/.71	8.6/.338	3.0/.118	12.3	0.484	3.20	0.126	8.40	0.331	653/1440	520/1146	4000
J48165K						16.5	0.650	3.20	0.126	12.20	0.480			4000
J65166K	6.5 1/4"	6.62-6.9/.260-.271	2.0/.079	9.8/.386	4.0/.157	16.6	.654	3.2	.126	12.1	.476	1250/2750	1000/2200	2000





## OR-BOLT ALUMINIUM | *Protruding Head*

**Body Material:** Aluminium Alloy ALmg 5 or equivalent

**Body Finish:** Natural

**Mandrel Material:** Aluminium alloy 7075 or equivalent

**Mandrel Finish:** Natural

Before Installation



After Installation



ART NO.	Dimensions - Nominal										Forces - Nominal			
											kgf/Lbf.	kgf/Lbf.		
	mm/inch	mm/inch	mm/inch	mm/inch	mm/inch	mm	inch	mm	inch	mm				inch
JH65140P	6.5	6.6-6.9/260-271	2.6/102	13.0/.512	4.0/.157	14.0	.551	2.0	.079	9.5	.374	610/1342	430/946	2000
JHS65190P	1/4"					19.0	.748	2.0	.079	15.9	.626			1500

## OR-BOLT ALUMINIUM | *100° Countersunk Head*

**Body Material:** Aluminium Alloy ALmg 5 or equivalent

**Body Finish:** Natural

**Mandrel Material:** Aluminium alloy 7075 or equivalent

**Mandrel Finish:** Natural

Before Installation



After Installation



ART NO.	Dimensions - Nominal										Forces - Nominal			
											kgf/Lbf.	kgf/Lbf.		
	mm/inch	mm/inch	mm/inch	mm/inch	mm/inch	mm	inch	mm	inch	mm				inch
JH65166K	6.5	6.6-6.9/260-271	2.0/0.79	9.8/.386	4.0/.157	16.6	.654	3.2	.126	12.1	.476	610/1345	430/948	2000

## OR-BOLT STAINLESS STEEL | *Protruding Head*

**Body Material:** Austenitic Stainless Steel AISI 304

**Body Finish:** Natural

**Mandrel Material:** Austenitic Stainless Steel AISI 304











**Mandrel Finish:** Natural

Before Installation



After Installation



ART NO.	Dimensions - Nominal										Forces - Nominal			
														
	mm/inch	mm/inch	mm/inch	mm/inch	mm/inch	mm	inch	mm	inch	mm	inch	kgf/Lbf.		kgf/Lbf.
JN65140P	6.5	6.6-7.0/260-276	2.6/.102	13.0/.512	4.0/.157	14.0	.551	2.0	0.79	9.5	.374	1193/1630	1060/2335	2000
JNS65190P	1/4"					19.0	.748	2.0	0.79	15.9	.626			1500





**OR-BOLT STAINLESS STEEL | 100° Countersunk Head**

**Body Material:** Austenitic Stainless Steel AISI 304

**Body Finish:** Natural

**Mandrel Material:** Austenitic Stainless Steel AISI 304

**Mandrel Finish:** Natural

Before Installation



After Installation



ART NO.	Dimensions - Nominal						Forces - Nominal							
	 mm/inch	 mm/inch	 mm/inch	 mm/inch	 mm/inch	 mm	 inch	 MIN		 MAX		 kgf/Lbf.		 kgf/Lbf.
JN65166K	6.5 1/4"	6.62-6.90/.260-.271	2.0/.079	9.8/.386	4.0/.157	16.6	.654	3.2	.126	12.1	.476	1193/2630	1060/2335	2000





## OR BULB - ALL ALUMINIUM | *Dome Head*

**Body Material:** Aluminium Alloy ALmg 2.5

**Body Finish:** Natural

**Mandrel Material:** Aluminium Alloy ALmg 2.5

**Mandrel Finish:** Natural

Before Installation



After Installation



ART NO.	Dimensions - Nominal						Forces - Nominal							
							MIN		MAX					
	mm/inch	mm/inch	mm/inch	mm/inch	mm/inch	mm	inch	mm	inch	mm	inch	kgf/Lbf.	kgf/Lbf.	
BB40136D	4.0 5/32"	4.2-4.5/.165-.177	1.4/.055	8.0/.315	2.3/.091	13.6	.537	1.0	.039	3.0	.118	61.0/134	102.0/224	6000
BB40188D						18.8	.743	1.0	.039	7.0	.276			4000
BB40248D						24.8	.979	5.0	.197	12.0	.472			4000
BB48153D	4.8 3/16"	5.0-5.3/.196-.208	1.8/.071	9.8/.386	2.9/.114	15.3	.604	1.0	.039	4.0	.158	92 /202	122 /268	3000
BB48175D						17.5	.691	1.0	.039	6.3	.249			3000
BB48205D						20.5	.809	1.0	.039	9.0	.356			2500
BB48240D						24.0	.948	4.0	.157	12.0	.474			2500
BB48280D						28.0	1.102	8.0	.315	16.0	.630			2500
BB48310D						31.0	1.220	11.0	.433	19.0	.748			2000



## OR BULB ALL ALUMINIUM | *Large/X Head*

**Body Material:** Aluminium Alloy ALmg 2.5

**Body Finish:** Natural

**Mandrel Material:** Aluminium Alloy ALmg 2.5











**Mandrel Finish:** Natural

Before Installation



After Installation



ART NO.	Dimensions - Nominal										Forces - Nominal			
											kgf/Lbf.	kgf/Lbf.		
	mm/inch	mm/inch	mm/inch	mm/inch	mm/inch	mm	inch	mm	inch	mm	inch			
BB48153L	4.8 3/16"	5.0-5.3/.196-.208	2.0/.079	14.0/.551	2.9/.114	15.3	.602	1.0	.039	4.0	.157	92/202	122/268	3000
BB48175L						17.5	.689	1.0	.039	6.3	.248			2500
BB48205L						20.5	.807	1.0	.039	9.0	.354			2500
BB48240L						24.0	.945	4.0	.157	12.0	.472			1500
BB48153X	4.8 3/16"	5.0-5.3/.196-.208	2.0/.079	15.9/.624	2.9/.114	15.3	.602	1.0	.039	4.0	.157	92/202	122/269	2000
BB48175X						15.3	.602	1.0	.039	4.0	.157			2000
BB48205X						20.5	.807	1.0	.039	9.0	.354			2500
BB48240X						24.0	.945	4.0	.157	12.0	.472			2000





## MEGA BULB ALL ALUMINIUM

**Body Material:** Aluminium Alloy ALmg 5.0 or equivalent

**Body Finish:** Natural

**Mandrel Material:** Aluminium Alloy 7075 or equivalent

**Mandrel Finish:** Natural

**Available with Neoprene washer**

Before Installation



After Installation



ART NO.	Dimensions - Nominal										Forces - Nominal			
											kgf/Lbf.	kgf/Lbf.		
	mm/inch	mm/inch	mm/inch	mm/inch	mm/inch	mm	inch	mm	inch	mm	inch			
MB48220P	4.8 3/16"	5.15-5.35/.196-.208	2.15/.085	11.3/.445	2.6/.103	22.0	.866	1.3	.051	6.4	.252	316/695	203/447	1000
MB48245P						24.5	.965	4.8	.189	9.5	.374			1000
MB48280P						28.0	1.102	9.5	.374	14.3	.563			1000
MB48325P						32.5	1.280	14.3	.563	19.0	.748			1000

## STEEL BULB | *Dome Head*

**Body Material:** Low Carbon Steel  
**Body Finish:** Zinc Plated Cr IV free  
**Mandrel Material:** Carbon Steel  
**Mandrel Finish:** Zinc Plated Cr IV free

Before Installation



After Installation



ART NO.	Dimensions - Nominal										Forces - Nominal			
	mm/inch	mm/inch	mm/inch	mm/inch	mm/inch	mm	inch	mm	inch	mm	inch	kgf/Lbf.		kgf/Lbf.
SB48172D	4.8	5.0-5.2/.196-.205	1.8/.071	9.8/.386	2.9/.114	17.2	.677	1.0	.039	6.4	.252	204/450	255/561	1000
SB48195D	3/16"					19.5	.768	3.0	.118	8.5	.335			1000





## U-FIX ALUMINIUM STEEL | *Dome Head*

**Body Material:** Aluminium Alloy ALmg 2.5

**Body Finish:** Natural

**Mandrel Material:** Low Carbon Steel

**Mandrel Finish:** Zinc Plated Cr VI free

Before Installation



After Installation



ART NO.	Dimensions - Nominal						Forces - Nominal						Box Qty	
							MIN		MAX					
	mm/inch	mm/inch	mm/inch	mm/inch	mm/inch	mm	inch	mm	inch	mm	inch	kgf/Lbf.	kgf/Lbf.	
U32068D	3.2 1/8"	3.3/.130	0.95/.037	6.4/.252	1.81/.071	6.8	.268	0.8	.031	3.4	.134	75/165	104/230	10000
U32080D						8.0	.315	0.8	.031	4.8	.189			10000
U32095D						9.5	.374	1.2	.047	6.4	.252			10000
U32111D						11.1	.437	4.0	.157	7.9	.311			10000
U32127D						12.7	.500	5.5	.217	9.5	.374			10000
U40068D	4.0 5/32"	4.1/.161	1.20/.047	7.9/.311	2.11 or 2.25 .083 or .088	6.8	.268	0.5	.020	3.2	.126	116/255	170/374	8000
U40095D						9.5	.374	1.2	.047	6.4	.252			7000
U40111D						11.1	.437	3.2	.126	7.9	.311			7000
U40127D						12.7	.500	4.0	.157	9.5	.374			6000
U40169D						16.9	.665	6.4	.252	12.7	.500			5000
U48103D	4.8 3/16"	4.9/.193	1.45/.057	9.8/.386	2.8/.110	10.3	.406	1.6	.063	6.4	.252	159/350	240/528	5000
U48121D						12.1	.476	2.0	.079	8.0	.315			5000
U48151D						15.1	.594	4.8	.189	11.1	.437			4000
U48169D						16.9	.665	6.4	.252	12.7	.500			4000
U48195D						19.5	.768	9.0	.354	15.0	.591			3000
U48248D						24.8	.976	12.7	.500	19.8	.780			3000
U48270D						27	1.063	15	.591	21	.827			2500
U64153D	6.4 1/4"	6.6/.260	1.90/.075	12.8/.504	3.55/.140	15.3	.602	2.0	.079	8.9	.350	316/695	416/915	2000

## U-FIX ALUMINIUM STEEL | *Brazier Head*

**Body Material:** Aluminium Alloy ALmg 2.5

**Body Finish:** Natural

**Mandrel Material:** Low Carbon Steel











**Mandrel Finish:** Zinc Plated Cr VI free

Before Installation



After Installation



ART NO.	Dimensions - Nominal										Forces - Nominal			
														
	mm/inch	mm/inch	mm/inch	mm/inch	mm/inch	mm	inch	mm	inch	mm	inch	kgf/Lbf.	kgf/Lbf.	
<b>U48103B</b>	<b>4.8</b> <b>3/16"</b>	4.9/193	2.4/.094	12/.472	2.8/.110	10.3	.406	1.6	.063	6.4	.252	159/350	240/528	5000
<b>U48151B</b>						15.1	.594	4.8	.189	11.1	.437			4000





## U-FIX ALUMINIUM STEEL | Snap Head

**Body Material:** Aluminium Alloy ALmg 2.5

**Body Finish:** Natural

**Mandrel Material:** Low Carbon Steel

**Mandrel Finish:** Zinc Plated Cr VI free

Before Installation



After Installation



ART NO.	Dimensions - Nominal										Forces - Nominal			
											kgf/Lbf.	kgf/Lbf.		
	mm/inch	mm/inch	mm/inch	mm/inch	mm/inch	mm	inch	mm	inch	mm	inch	kgf/Lbf.	kgf/Lbf.	
U32080S	3.2 1/8"	3.3/0.130	1.0/.039	5.2/.205	1.81/.071	8.0	.315	0.8	.031	4.8	.189	75/165	104/230	10000
U32095S						9.5	.374	1.2	.047	6.4	.252			10000
U32111S						11.1	.437	4.0	.157	7.9	.311			10000
U32127S						12.7	.500	5.5	.217	9.5	.374			10000
U40095S	4.0 5/32"	4.1/.161	1.35/.053	6.2/.244	2.11 or 2.25 .89 or .83	9.5	.374	1.2	.047	6.4	.252	116/255	170/374	8000
U40111S						11.1	.437	3.2	.126	7.9	.311			6000
U40127S						12.7	.500	4.0	.157	9.5	.374			6000
U40151S						15.1	.594	6.4	.252	11.1	.437			5000
U40169S						16.9	.665	6.4	.252	12.7	.500			5000
U48103S	4.8 3/16"	4.9/.193	1.65/.065	8.6/.339	2.8/.110	10.3	.406	1.6	.063	6.4	.252	159/350	240/528	5000
U48151S						15.1	.594	4.8	.189	11.1	.437			4000
U48169S						16.9	.665	6.4	.252	12.7	.500			4000
U48248S						24.8	.976	12.7	.500	19.8	.780			4000

## U-FIX ALUMINIUM STEEL | 120° Countersunk Head

**Body Material:** Aluminium Alloy ALmg 2.5

**Body Finish:** Natural

**Mandrel Material:** Low Carbon Steel











**Mandrel Finish:** Zinc Plated Cr VI free

Before Installation



After Installation



ART NO.	Dimensions - Nominal										Forces - Nominal			
											kgf/Lbf.	kgf/Lbf.		
	mm/inch	mm/inch	mm/inch	mm/inch	mm/inch	mm	inch	mm	inch	mm	inch	kgf/Lbf.	kgf/Lbf.	
<b>U32097K</b>	<b>3.2</b> <b>1/8"</b>	3.3/.130	0.85/.033	5.35/.211	1.81/.071	9.7	.382	2.4	.094	6.4	.252	70/154	93/204	10000
<b>U32111K</b>						11.1	.437	4.0	.157	7.9	.311			10000
<b>U32127K</b>						12.7	.500	4.0	.157	9.5	.374			10000
<b>U40097K</b>	<b>4.0</b> <b>5/32"</b>	4.1/.161	0.90/.035	6.30/.248	2.11 or 2.25 .083 or .088	9.7	.382	1.2	.047	6.4	.252	102/225	136/299	7000
<b>U40113K</b>						11.3	.445	2.8	.110	7.9	.311			8000
<b>U40127K</b>						12.7	.500	4.3	.169	9.5	.374			6000
<b>U48121K</b>						12.1	.476	3.2	.126	7.9	.311			5000
<b>U48169K</b>	<b>4.8</b> <b>3/16"</b>	4.9/.193	1.45/.057	8.70/.343	2.80/.110	16.9	.665	6.4	.252	12.7	.500	159/350	240/528	4000





## U-FIX ALUMINIUM STEEL | *Large Head*

**Body Material:** Aluminium Alloy ALmg 2.5

**Body Finish:** Natural

**Mandrel Material:** Low Carbon Steel

**Mandrel Finish:** Zinc Plated Cr VI free

Before Installation



After Installation



ART NO.	Dimensions - Nominal						Forces - Nominal							
							MIN		MAX					
	mm/inch	mm/inch	mm/inch	mm/inch	mm/inch	mm	inch	mm	inch	mm	inch	kgf/Lbf.	kgf/Lbf.	
U32080L	3.2 1/8"	3.3/130	1.00 / .039	8.25/.325	1.81/.071	8.0	.315	0.8	.031	4.8	.189	75/165	104/230	8000
U32095L						9.5	.374	1.2	.047	6.4	.252			8000
U32111L						11.1	.437	4.0	.157	7.9	.311			7000
U32127L						12.7	.500	5.5	.217	9.5	.374			7000
U40095L	4.0 5/32"	4.1/161	1.30/0.051	9.5/.374	2.11 or 2.25 .083 or .088	9.5	.374	1.2	.047	6.4	.252	116 /255	170 /375	5000
U40111L						11.1	.437	3.2	.126	7.9	.311			5000
U40127L						12.7	.500	4.0	.157	9.5	.374			4000
U40151L						15.1	.594	6.4	.252	11.1	.437			4000
U40169L						16.9	.665	6.4	.252	12.7	.500			4000



## U-FIX ALUMINIUM STEEL | *X-Large Head*

**Body Material:** Aluminium Alloy ALmg 2.5

**Body Finish:** Natural

**Mandrel Material:** Low Carbon Steel











**Mandrel Finish:** Zinc Plated Cr VI free

Before Installation



After Installation



ART NO.	Dimensions - Nominal						Forces - Nominal							
											kgf/Lbf.	kgf/Lbf.		
	mm/inch	mm/inch	mm/inch	mm/inch	mm/inch	mm	inch	mm	inch	mm	inch	kgf/Lbf.	kgf/Lbf.	
U32080X	3.2 1/8"	3.3/.130	1.20 /.047	9.5/.374	1.81/.071	8.0	.315	0.8	.031	4.8	.189	75/165	104/230	8000
U32095X						9.5	.374	1.2	.047	6.4	.252			8000
U32111X						11.1	.437	4.0	.157	7.9	.311			7000
U40111X	4.0 5/32"	4.1/.161	1.50 /.059	12/.472	2.25/.089	11.1	.437	3.2	.126	7.9	.311	116/255.2	170/374	7000
U40127X						12.7	.500	4.0	.157	9.5	.374			5000
U40169X						16.9	.665	6.4	.252	12.7	.500			4000
U48103X	4.8 3/16"	4.9/.193	1.75/.069	15.85/.624	2.8/.110	10.3	.406	1.6	.063	6.4	.252	159/350	240/528	4000
U48151X						15.1	.594	4.8	.189	11.1	.437			3000
U48169X						16.9	.665	6.4	.252	12.7	.500			2500
U48248X						24.8	.976	12.7	.500	19.8	.780			2500





## U-FIX ALUMINIUM/STAINLESS STEEL | *Dome head*

**Body Material:** Aluminium Alloy ALmg 2.5

**Body Finish:** Natural

**Mandrel Material:** Stainless Steel AISI 430/434 or equivalent

**Mandrel Finish:** Natural

Before Installation



After Installation



ART NO.	Dimensions - Nominal						Forces - Nominal							
							MIN		MAX					
	mm/inch	mm/inch	mm/inch	mm/inch	mm/inch	mm	inch	mm	inch	mm	inch	kgf/Lbf.	kgf/Lbf.	
UN32068D	3.2 1/8"	3.3/.130	0.95 / .037	6.40/.252	1.81 / .071	6.8	.268	0.8	.031	3.4	.134	75/165	104/230	10000
UN32080D						8.0	.315	0.8	.031	4.8	.189			10000
UN32095D						9.5	.374	1.2	.047	6.4	.252			10000
UN32111D						11.1	.437	4.0	.157	7.9	.311			10000
UN32127D						12.7	.500	5.5	.217	9.5	.374			10000
UN40095D	4.0 5/32"	4.1/.161	1.20 / .047	7.9/.311	2.11 or 2.25 .083 or .088	9.5	.374	1.2	.047	6.4	.252	116/255	170/374	7000
UN40111D						11.1	.437	3.2	.126	7.9	.311			7000
UN40127D						12.7	.500	4.0	.157	9.5	.374			6000
UN40169D						16.9	.665	6.4	.252	12.7	.500			5000
UN48103D	4.8 3/16"	5.0/.197	1.45/.057	9.8/.386	2.8/.110	10.3	.406	1.6	.063	6.4	.252	159/350	240/528	5000
UN48151D						15.1	.594	4.8	.189	11.1	.437			4000
UN48169D						16.9	.665	6.4	.252	12.7	.500			4000
UN48248D						24.8	.976	12.7	.500	19.8	.780			3000

## U-FIX ALUMINIUM/STAINLESS STEEL | 120° Countersunk Head

**Body Material:** Aluminium Alloy ALmg 2.5

**Body Finish:** Natural

**Mandrel Material:** Stainless Steel AISI 430/434 or equivalent










**Mandrel Finish:** Natural

Before Installation



After Installation



ART NO.	Dimensions - Nominal						Forces - Nominal							
							MIN		MAX					
	mm/inch	mm/inch	mm/inch	mm/inch	mm/inch	mm	inch	mm	inch	mm	inch	kgf/Lbf.	kgf/Lbf.	
UN32097K	3.2 1/8"	3.3/.130	0.85/0.33	5.35/.211	1.81/.071	9.7	.382	2.4	.094	6.4	.252	70/154	93/204.6	10000
UN32111K						11.1	.437	4.0	.157	7.9	.311			10000
UN32127K						12.70	.500	4.0	.157	9.5	.374			7000
UN40097K	4.0 5/32"	4.1/.161	0.90 / .035	6.3/.248	2.25/.089	9.7	.382	1.2	.047	6.4	.252	102/224	136/299	8000
UN40113K						11.3	.445	2.8	.110	7.9	.311			6000
UN40127K						12.7	.500	4.3	.169	9.5	.374			5000
UN48121K	4.8 3/16"	4.9/.193	1.35/.053	8.8/.346	2.8/.110	12.1	.476	3.2	.126	7.9	.311	159/350	240/528	4000
UN48169K						16.9	.665	6.4	.252	12.7	.500			4000





## U-FIX ALUMINIUM/STAINLESS STEEL | *X-Large Head*

**Body Material:** Aluminium Alloy ALmg 2.5

**Body Finish:** Natural

**Mandrel Material:** Stainless Steel AISI 430/434 or equivalent

**Mandrel Finish:** Natural

Before Installation



After Installation



ART NO.	Dimensions - Nominal						Forces - Nominal							
							MIN		MAX					
	mm/inch	mm/inch	mm/inch	mm/inch	mm/inch	mm	inch	mm	inch	mm	inch	kgf/Lbf.	kgf/Lbf.	
UN32080X	3.2 1/8"	3.3/.130	1.20/.047	9.5/.374	1.81/.071	8.0	.315	0.8	.031	4.8	.189	75/165	104/230	8000
UN32095X						9.5	.374	1.2	.047	6.4	.252			8000
UN32111X						11.1	.437	4.0	.157	7.9	.311			7000
UN40095X	4.0 5/32"	4.1/.161	1.50/.059	12/.472	2.25/.089	11.1	.437	3.2	.126	7.9	.311	116/255	170/374	5000
UN40127X						12.7	.500	4.0	.157	9.5	.374			4000
UN40169X						16.9	.665	6.4	.252	12.7	.500			4000
UN48103X	4.8 3/16"	4.9/.193	1.75/.069	15.85/.624	2.8/.110	10.3	.406	1.6	.063	6.4	.252	159/350	240/528	3000
UN48169X						16.9	.665	6.4	.252	12.7	.500			2500
UN48248X						24.8	.976	12.7	.500	19.8	.780			2000

## U-FIX ALUMINIUM/ALUMINIUM | *Dome Head*

**Body Material:** Aluminium Alloy ALmg 1.0

**Body Finish:** Natural

**Mandrel Material:** Aluminium Alloy ALmg 5.0










**Mandrel Finish:** Natural

Before Installation



After Installation



ART NO.	Dimensions - Nominal						Forces - Nominal							
							MIN		MAX					
	mm/inch	mm/inch	mm/inch	mm/inch	mm/inch	mm	inch	mm	inch	mm	inch	kgf/Lbf.	kgf/Lbf.	
UH32080D	3.2 1/8"	3.3/.130	0.95/.037	6.4/.252	2.0/.079	8.0	.315	0.8	.031	4.8	.189	45/99	70/154	10000
UH32111D						11.1	.437	4.0	.157	7.9	.311			10000
UH40095D	4.0 5/32"	4.1/.161	1.20/.047	7.9/.311	2.3/.091	9.5	.374	1.2	.047	6.4	.252	60/132	80/176	7000
UH40111D						11.1	.437	3.2	.126	7.9	.311			7000
UH48103D	4.8 3/16"	4.9/.193	1.45/.057	9.8/.386	2.91/.115	10.3	.406	1.6	.063	6.4	.252	100/220	150/330	5000
UH48151D						15.1	.594	4.8	.189	11.1	.437			4000
UH48169D						16.9	.665	6.4	.252	12.7	.500			4000
UH48248D						24.8	.976	12.7	.500	19.8	.780			4000





## U-FIX ALUMINIUM/ALUMINIUM | *X-Large Head*

**Body Material:** Aluminium Alloy ALmg 1.0

**Body Finish:** Natural

**Mandrel Material:** Aluminium Alloy ALmg 5.0

**Mandrel Finish:** Natural

Before Installation



After Installation



ART NO.	Dimensions - Nominal						Forces - Nominal							
							MIN		MAX					
	mm/inch	mm/inch	mm/inch	mm/inch	mm/inch	mm	inch	mm	inch	mm	inch	kgf/Lbf.	kgf/Lbf.	
UH48103X	4.8 3/16"	4.9/193	1.75/.069	15.85/.624	2.9/.114	10.3	.406	1.6	.063	6.4	.252	100/220	150/330	3000
UH48151X						15.1	.594	4.8	.189	11.1	.437			2500
UH48169X						16.9	.665	6.4	.252	12.7	.500			2500
UH48248X						24.8	.976	12.7	.500	19.8	.780			2000



## U-FIX SPECIAL | *Electro-fix Aluminium Steel (rolled rivet)*

**Body Material:** Aluminium Alloy ALmg 2.5

**Body Finish:** Natural

**Mandrel Material:** Carbon Steel

**Mandrel Finish:** Zinc Plated Cr VI free

Before Installation



After Installation



ART NO.	Dimensions - Nominal											Forces - Nominal		
	mm/inch	mm/inch	mm/inch	mm/inch	mm/inch	mm	inch	MIN	MAX	MIN	MAX	kgf/Lbf.	kgf/Lbf.	
UR32095D	3.2 1/8"	3.4/134	0.95/037	6.4/252	1.81/071	9.5	.374	1.2	.047	6.4	.252	70/154	100/220	10000
UR40095D	4.0 5/32"	4.1/161	1.20 /047	7.9/311	2.11/083	9.5	.374	1.2	.047	6.4	.252	100/220	135/297	7000

## U-FIX SPECIAL | *Electro-fix Steel/Steel (rolled rivet)*

**Body Material:** Low carbon steel

**Body Finish:** Zinc Plated Cr VI free

**Mandrel Material:** Carbon Steel

**Mandrel Finish:** Zinc Plated Cr VI free

Before Installation



After Installation



ART NO.	Dimensions - Nominal											Forces - Nominal		
	mm/inch	mm/inch	mm/inch	mm/inch	mm/inch	mm	inch	MIN	MAX	MIN	MAX	kgf/Lbf.	kgf/Lbf.	
USR40110D	4.0 5/32"	4.2/165	1.20/047	8.1 /319	2.73/107	11.0	.433	1.4	.055	5.0	.197	150/330	240/528	6000



## U-FIX ALL STEEL | *Dome Head*










**Body Material:** Low carbon steel  
**Body Finish:** Zinc Plated Cr VI free  
**Mandrel Material:** Carbon Steel  
**Mandrel Finish:** Zinc Plated Cr VI free

Before Installation



After Installation



ART NO.	Dimensions - Nominal						Forces - Nominal							
	 mm/inch	 mm/inch	 mm/inch	 mm/inch	 mm/inch	 mm    inch	 MIN                      MAX		 kgf/Lbf.                      kgf/Lbf.					
<b>US32090D</b>	<b>3.2</b> <b>1/8"</b>	3.32-3.40/.130-.134	0.85 /0.033	7.2/0.283	2.1/0.083	9.0	.354	1.1	.043	4.0	.157	154/340	175/385	10000
<b>US40110D</b>	<b>4.0</b> <b>5/32"</b>	4.13-4.23/.163-.167	1.2/0.047	8.1/0.319	2.73/0.107	11	.433	1.4	.055	5	.197	200/440	240/528	6000
<b>US48103D</b>	<b>4.8</b> <b>3/16"</b>	4.9-5.0/.192-.196	1.75/0.69	9.8/386	3.38/133	10.3	.406	1.2	.047	4.8	.189	367/808	340/748	5000
<b>US48127D</b>						12.7	.500	4.0	.157	6.3	.248	465/1023	340-748	3000



## U-FIX ALL STAINLESS STEEL | *Dome Head*

**Body Material:** Stainless Steel AISI 304

**Body Finish:** Natural

**Mandrel Material:** Stainless Steel AISI 430/434 or equivalent











**Mandrel Finish:** Natural

Before Installation



After Installation



ART NO.	Dimensions - Nominal						Forces - Nominal							
							MIN 		MAX					
	mm/inch	mm/inch	mm/inch	mm/inch	mm/inch	mm	inch	mm	inch	mm	inch	kgf/Lbf.	kgf/Lbf.	
UNN48103D	4.8 3/16"	5.0/.197	1.85 / .073	9.8/.386	3.38/.133	10.3	.406	1.5	.059	6.0	.236	660/1452	510/1122	5000
UNN48127D						12.7	.500	2.5	.098	7.5	.295			4000
UNN48151D						15.1	0.594	5.0	0.197	10.0	0.394			4000
UNN48169D						16.9	0.665	6.5	0.256	11.5	0.453			4000





## STEEL FIX-ALL STEEL | *Dome Head*











**Body Material:** Low Carbon Steel  
**Body Finish:** Zinc Plated Cr VI free  
**Mandrel Material:** Carbon Steel  
**Mandrel Finish:** Zinc Plated Cr VI free

Before Installation



After Installation



ART NO.	Dimensions - Nominal						Forces - Nominal							
	 mm/inch	 mm/inch	 mm/inch	 mm/inch	 mm/inch	 mm    inch	 MIN                      MAX		 kgf/Lbf.	 kgf/Lbf.				
SF32090D	3.2 1/8"	3.3/.130	0.85 / .033	7.2/.283	2.1/.083	9.0	.354	1.0	.039	4.0	.157	154/340	175/385	10000
SF32130D						13.0	.512	1.0	.039	9.0	.354			8000
SF40110D	4.0 5/32"	4.1/.161	1.20 / .047	8.1/.319	2.73/.107	11.0	.433	1.4	.055	5.0	.197	200/440.0	240/528.0	4000
SF40140D						14.0	.551	1.5	.055	8.0	.315			5000
SF48090D	4.8 3/16"	4.9/.193	1.45/.057	9.8/.386	2.9/.114	9.0	.354	1.5	.039	4.0	.157	450/990.0	390/858.0	5000
SF48110D						11.0	.433	1.5	.059	6.0	.236			5000
SF48140D						14.0	.551	5.5	.039	9.0	.354			4000
SF48170D						17.0	.669	5.5	.116	12.0	.472			4000
SF64145P	6.4 1/4"	6.7-6.9/.263-.271	3.0/.118	13.0/.512	4.17/.164	14.5	.571	1.5	.059	7.5	.295	700/1540.0	420/924.0	2000

## STEEL-FIX ALL STEEL | 120° Countersunk Head

**Body Material:** Low Carbon Steel

**Body Finish:** Zinc Plated Cr VI free

**Mandrel Material:** Carbon Steel










**Mandrel Finish:** Zinc Plated Cr VI free

Before Installation



After Installation



ART NO.	Dimensions - Nominal						Forces - Nominal							
							MIN		MAX					
	mm/inch	mm/inch	mm/inch	mm/inch	mm/inch	mm	inch	mm	inch	mm	inch	kgf/Lbf.	kgf/Lbf.	
SF48110K	4.8 3/16"	4.9/193	1.30 /0.051	8.65/.341	2.9/.114	11.0	.433	2.5	.098	6.0	.236	450/990	390/858	5000
SF48140K						14.0	.551	3.0	.118	9.0	.354			4000
SF48170K						17.0	.669	4.0	.157	12.0	.472			4000
SF48220K						22.0	.866	8.5	.335	16.5	.650			3000





## STEEL-FIX ALL STEEL | *Large / X-Large Head*










**Body Material:** Low Carbon Steel  
**Body Finish:** Zinc Plated Cr VI free  
**Mandrel Material:** Carbon Steel  
**Mandrel Finish:** Zinc Plated Cr VI free

Before Installation



After Installation



ART NO.	Dimensions - Nominal						Forces - Nominal							
							MIN		MAX					
	mm/inch	mm/inch	mm/inch	mm/inch	mm/inch	mm	inch	mm	inch	mm	inch	kgf/Lbf.	kgf/Lbf.	
SF48090L	4.8 3/16"	4.9/.193	1.70 / .067	14/.551	2.9/.114	9.0	.354	1.0	.039	4.0	.157	450/990	390/858	3000
SF48110L						11.0	.433	1.0	.039	6.0	.236			3000
SF48140L						14.0	.551	1.0	.039	9.0	.354			3000
SF48170L						17.0	.669	3.0	.118	12.0	.472			2500
SF48200L						20.0	.787	9.0	.354	15.0	.591			3000
SF48090X	4.8 3/16"	4.9/.193	1.90 / .075	15.85/.624	2.9/.114	9.0	.354	1.0	.039	4.0	.157	450/990	390/858	3000
SF48110X						11.0	.433	1.0	.039	6.0	.236			3000
SF48140X						14.0	.551	1.0	.039	9.0	.354			2500
SF48170X						17.0	.669	3.0	.118	12.0	.472			2500

## STELOCK ALL STEEL | *Dome Head*

**Body Material:** Low Carbon Steel

**Body Finish:** Zinc Plated Cr VI free

**Mandrel Material:** Carbon Steel









**Mandrel Finish:** Zinc Plated Cr VI free

Before Installation



After Installation



ART NO.	Dimensions - Nominal						Forces - Nominal						Box	
							MIN		MAX					
	mm/inch	mm/inch	mm/inch	mm/inch	mm/inch	mm	inch	mm	inch	mm	inch	kgf/Lbf.	kgf/Lbf.	
SL40077D	4.0 5/32"	4.12/.162	1.30 /.051	7.7/.303	2.57/.101	7.7	.303	1.0	.039	3.0	.118	250/550	285/627	5000
SL40097D						9.7	.382	3.0	.118	5.0	.197	360/970		5000
SL40127D						12.7	.500	5.0	.197	7.0	.276	420/995		5000
SL48088D	4.8 3/16"	5.0 - 5.1/.197-.200	1.3/.051	9.3/366	3.05/.120	8.8	.346	1.5	.059	3.5	.138	367/807.4	387/851	5000
SL48113D						11.3	.445	3.5	.138	6.0	.236	428/942		5000
SL48143D						14.3	.563	6.0	.236	8.5	.335	571/1256		4000
SLS60100D	6.0 0.236"	6.1-6.3/.240-.248	1.8/.071	12.0/.472	4.0/.157	10.0	.394	1.5	.059	4.0	.157	490/1078	550/1210	3000
SLS60130D						13.0	.512	3.0	.118	6.0	.236	590/1300		2500
SLS60160D						16.0	.630	6.0	.236	9.0	.354	860/1895		2500
SLS60190D						19.0	.748	9.0	.354	12.0	.472	960/2115		2000

\*mandrel in shear plane






TPR | *Self Piercing*

**Body Material:** Aluminium Alloy (ALMG 3.0/5.0)

**Body Finish:** Natural

**Mandrel Material:** Carbon Steel

**Mandrel Finish:** Zinc Coated Cr VI free



ART NO.	Dimensions - Nominal						Forces - Nominal							
	mm/inch	mm/inch	mm/inch	mm/inch	mm/inch	mm	inch	mm	inch	mm	inch	kgf/Lbf.	kgf/Lbf.	
T63038D	6.4 1/4"	6.8-7.0/.267-.275	1.80/.071	12/.472	3.6/.142	38.0	1.50	18.0	.710	23.0	.905	250/550	320/704	1000
T63051D						51.0	2.0	18.0	.710	32.0	1.259			1000
T63064D						64.0	2.5	29.0	1.140	46.0	1.811			1000
T63076D						76.0	3.0	41.0	1.614	58.0	2.283			500
T63088D						88.0	3.5	53.0	2.086	70.0	2.755			500
T63102D						102.0	4.0	66.0	2.598	83.0	3.267			500
T63127D						127.0	5.0	91.0	3.582	108.0	4.252			500
T63152D						152.0	6.0	116.0	4.566	133.0	5.236			400
T63178D						178.0	7.0	142.0	5.590	159.0	6.259			250
T63203D						203.0	8.0	167.0	6.574	184.0	7.244			250
T63228D						228.0	9.0	193.0	7.598	213.0	8.385			250
T63253D						253.0	10.0	218.0	8.582	235.0	9.252			100

# ORP | Round Head

**Body Material:** Aluminium Alloy (ALMG 3.0/5.0)

**Body Finish:** Natural

**Mandrel Material:** Carbon Steel

**Mandrel Finish:** Zinc Coated Cr VI free

Before Installation



After Installation



ART NO.	Dimensions - Nominal										Forces - Nominal			
											kgf/Lbf.	kgf/Lbf.		
	mm/inch	mm/inch	mm/inch	mm/inch	mm/inch	mm	inch	mm	inch	mm				inch
R63076D	6.4 1/4"	6.8-7.0/.267-.275	1.80/1.071	12/.472	3.6/0.142	76.0	3.0	41.0	1.614	58.0	2.283	250/550	320/704	500
R63088D						88.0	3.5	53.0	2.086	70.0	2.755			500
R63102D						102.0	4.0	66.0	2.598	83.0	3.267			500
R63127D						127.0	5.0	91.0	3.582	108.0	4.252			500
R63152D						152.0	6.0	116.0	4.566	133.0	5.236			400
R63178D						178.0	7.0	142.0	5.590	159.0	6.259			250
R63203D						203.0	8.0	167.0	6.574	184.0	7.244			250
R63228D						228.0	9.0	193.0	7.598	213.0	8.385			250
R63253D						253.0	10.0	218.0	8.582	235.0	9.252			100





## OR-PEEL | *Dome Head*

**Body Material:** Aluminium Alloy (ALMG 3.0/5.0)

**Body Finish:** Natural

**Mandrel Material:** Carbon Steel

**Mandrel Finish:** Zinc Coated Cr VI free

Before Installation



After Installation




ART NO.	Dimensions - Nominal										Forces - Nominal			
	mm/inch	mm/inch	mm/inch	mm/inch	mm/inch	mm	inch	mm	inch	mm	inch	kgf/Lbf.	kgf/Lbf.	
P63025D	6.4 1/4"	6.8-7.0/.267-.275	1.80/1.071	12/.472	3.6/0.142	25.0	1.0	6.0	.237	10.0	.394	250/550	320/704	1000
P63030D						30.0	1.2	6.0	.237	15.0	.591			1000
P63038D						38.0	1.5	9.0	.354	23.0	.906			1000
P63051D						51.0	2.0	15.0	.591	35.0	1.378			1000











**INDUSTRIAL  
FASTENING  
SOLUTIONS**

WWW.ORNIT.COM

**ORNIT BLIND RIVETS** Kibbutz Or-Haner, M.P Hof Ashkelon 79190, ISRAEL  
Tel: +972-8661-0222 | Fax: +972-8661-1380 | mail: info@ornit.com

**ORNIT INC.** 23240 Chagrin boulevard, Suite 540, Beachwood, OH 44122  
Toll Free: 1-877-627-0423 | mail: info@ornit.com